

infomind gmbh
weberstrasse 10
CH - 8004 zürich
fon +41 (44) 241 24 86
fax +41 (44) 241 24 89
info@infomind.ch
<http://www.infomind.ch>

flixo Version 6: fully validated thermal bridge software

flixo version 6 and all previous versions fulfill all validation samples of following European standards:

- § EN ISO 10211: 2007 (Thermal bridges in building construction – Heat flows and surface temperatures – detailed calculations)
- § EN ISO 10077-2: 2003 (Thermal performance of windows, doors and shutters – Calculation of thermal transmittance – Part 2: Numerical method for frames)

Until now, these are the two only standards containing validation samples for thermal simulation software in the building area. Attached you find all calculations of the validation samples done by flixo version 6 as well the summary of all results and the comparison with the standards.

Until now there exists no further procedure or institute which certifies or labels European wide or world wide thermal bridge software. The certification is only done by fulfilling all criteria of the validation samples.


As our software is fulfilling all mentioned validation samples, **flixo** version 6 is a fully, concerning the standards validated thermal bridge simulation software and can be used accordingly.

Zurich, 20.7.2009,



Walter Schmidli
CEO, Infomind GmbH

infomind gmbh
 weberstrasse 10
 CH - 8004 zürich
 fon +41 (44) 241 24 86
 fax +41 (44) 241 24 89
 info@infomind.ch
 http://www.infomind.ch



Name	λ [W/(m·K)]
Material1	1.000
Material1A	1.000

Name	q[W/m ²]	θ [°C]	h[W/(m ² ·K)]	ϵ
0 Degree		0.000		
20 Degree		20.000		
Adiabatic	0.000			

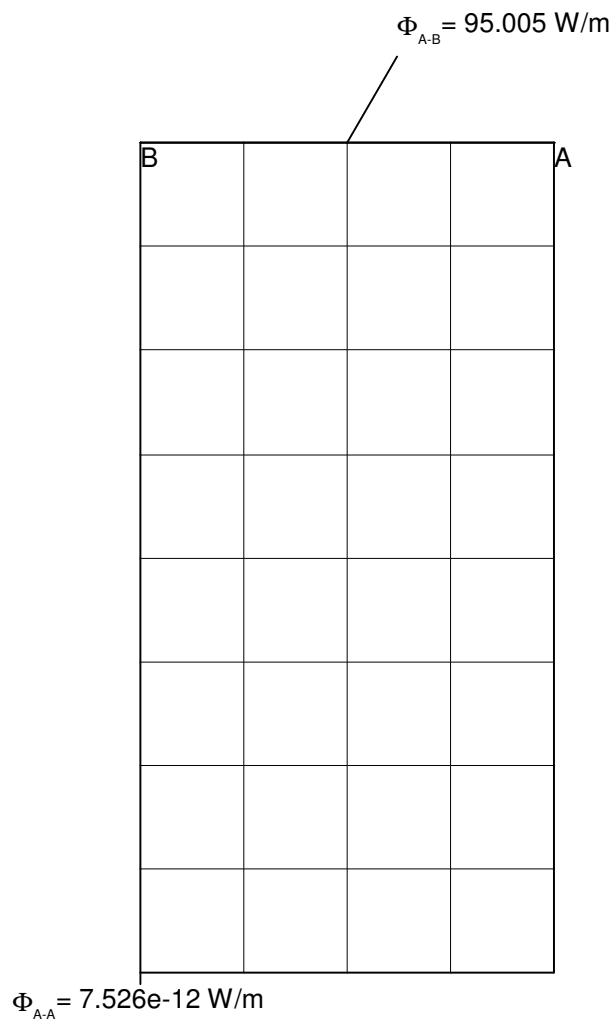
	9.66 °C	13.38 °C	14.73 °C	15.09 °C
	5.25 °C	8.64 °C	10.32 °C	10.81 °C
	3.19 °C	5.61 °C	7.01 °C	7.47 °C
	2.01 °C	3.64 °C	4.66 °C	5.00 °C
	1.26 °C	2.31 °C	2.99 °C	3.22 °C
	0.74 °C	1.36 °C	1.77 °C	1.91 °C
	0.34 °C	0.63 °C	0.82 °C	0.89 °C

Summary

flixo fullfills the criterias for the first validation sample of EN ISO 10211: 2007

- The max. difference between the calculated temperatures and the corresponding temperatures of the Standard is 0.05 °C. Therefore all temperatures are in the given acceptance range of 0.1 °C.

infomind gmbh
weberstrasse 10
CH - 8004 zürich
fon +41 (44) 241 24 86
fax +41 (44) 241 24 89
info@infomind.ch
http://www.infomind.ch




infomind gmbh
weberstrasse 10
CH - 8004 zürich
fon +41 (44) 241 24 86
fax +41 (44) 241 24 89
info@infomind.ch
http://www.infomind.ch



Name	λ [W/(m·K)]
Material 1	1.150
Material 2	0.120
Material 3	0.029
Material 4	230.000

Name	q[W/m ²]	θ [°C]	h[W/(m ² ·K)]	ϵ
0/0.06		0.000		16.667
20/0.11		20.000		9.091
Adiabatic	0.000			

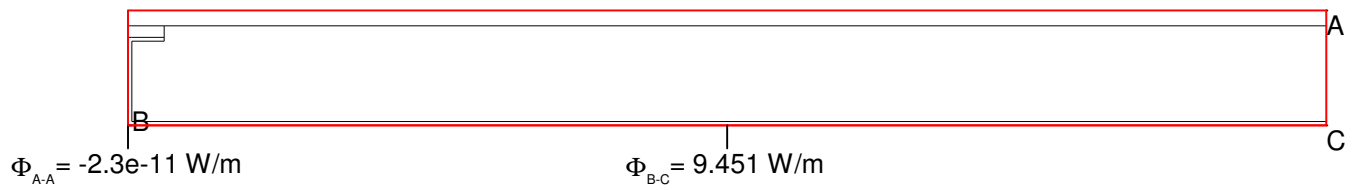


Summary

flixo fullfills all criterias for the second validation sample of EN ISO 10211: 2007

- The max. difference between the calculated temperatures and the corresponding temperatures of the Standard is 0.06°C. Therefore all temperatures are in the given acceptance range of 0.1°C.
- The difference between the calculated heat flux and the given heat flux of the Standard is 0.049 W/m. The heat flux is therefore in the given acceptance range of 0.1 W/m.

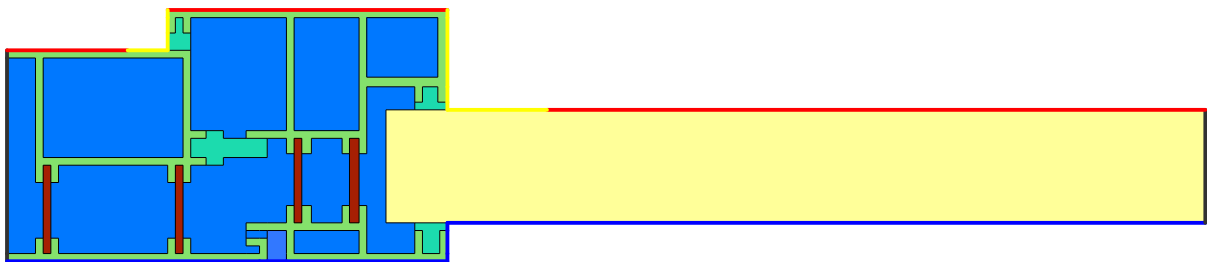
infomind gmbh
weberstrasse 10
CH - 8004 zürich
fon +41 (44) 241 24 86
fax +41 (44) 241 24 89
info@infomind.ch
http://www.infomind.ch



EN ISO 10077-2:2003

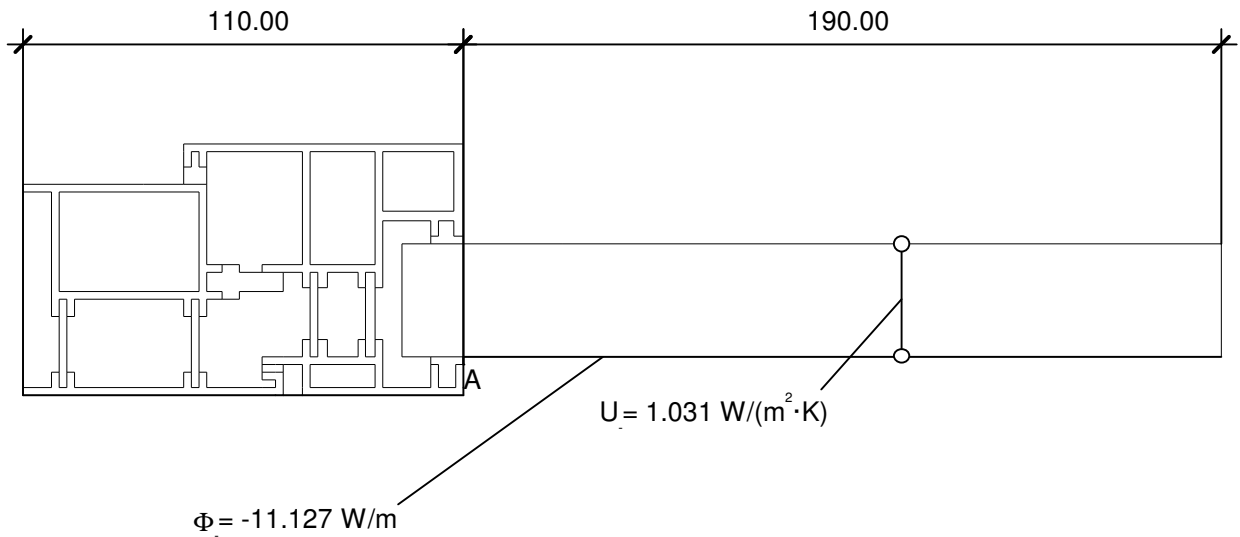
Samples

Standard					<i>flixo</i>						
Name	Standard	min	max	Uf/Psi	Name	Q	L	bf	Up/Ug	Uf/Psi	Rel. Conductance Diff.
D.1	0.550	0.534	0.567	3.220	EN_ISO_10077-2_D1_EN	11.127	0.556	0.1100	1.0310	3.277	1.2%
D.2	0.263	0.255	0.271	1.440	EN_ISO_10077-2_D2_EN	5.204	0.260	0.1100	0.5470	1.421	-1.1%
D.3	0.424	0.411	0.437	2.070	EN_ISO_10077-2_D3_EN	8.273	0.414	0.1100	1.0310	1.980	-2.4%
D.4	0.346	0.336	0.356	1.360	EN_ISO_10077-2_D4_EN	6.871	0.344	0.1100	1.0310	1.342	-0.7%
D.5	0.408	0.396	0.420	2.080	EN_ISO_10077-2_D5_EN	7.952	0.398	0.0890	1.1690	1.972	-2.5%
D.6	0.659	0.639	0.679	4.670	EN_ISO_10077-2_D6_EN	13.324	0.666	0.0950	1.1310	4.751	1.1%
D.7	0.285	0.276	0.294	1.310	EN_ISO_10077-2_D7_EN	5.624	0.281	0.0480	1.1690	1.231	-1.3%
D.8	0.181	0.176	0.186	1.030	EN_ISO_10077-2_D8_EN	3.568	0.178	0.1770		1.008	-1.4%
D.9	0.207	0.201	0.213	3.640	EN_ISO_10077-2_D9_EN	4.118	0.206	0.0570		3.612	-0.5%
D.10	0.481	0.467	0.495	0.084	EN_ISO_10077-2_D10_EN	9.600	0.480	0.1100	1.3053	0.084	-0.2%

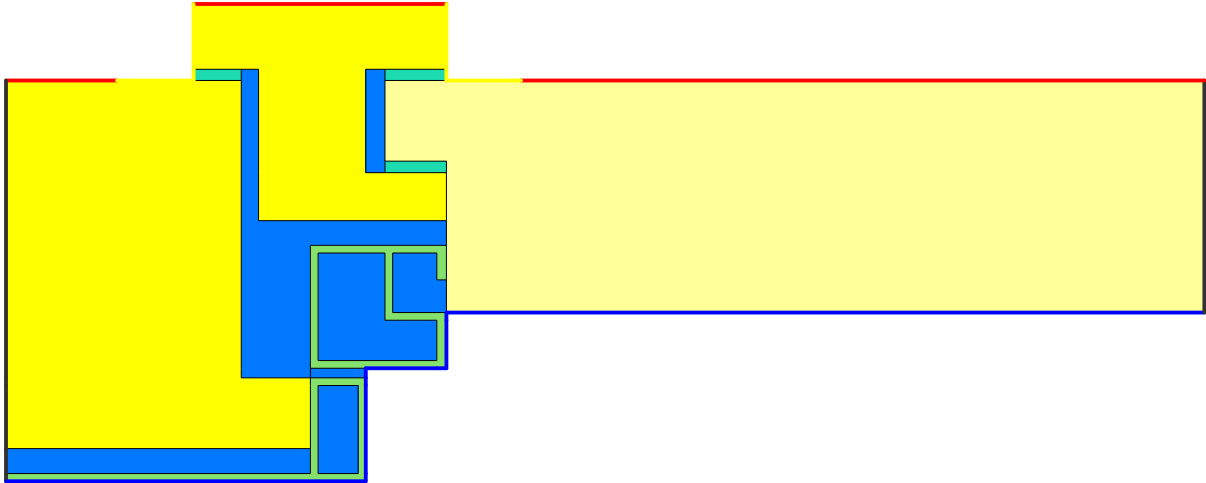


Name	λ [W/(m·K)]
Aluminium (Si alloys)	160.000
EPDM (ethylene propylene diene monomer)	0.250
Panel	0.035
Polyamid 6.6 with 25% glassfibre	0.300
Slightly ventilated air cavity, Eps=0.9	Eps=0.9/0.9
Unventilated air cavity, Eps=0.9	Eps=0.9/0.9

Name	q [W/m ²]	θ [°C]	h [W/(m ² ·K)]	ϵ
Exterior, frame	0.000		25.000	
Interior, frame, normal	20.000		7.692	
Interior, frame, reduced	20.000		5.000	
Symmetry/Model section	0.000			

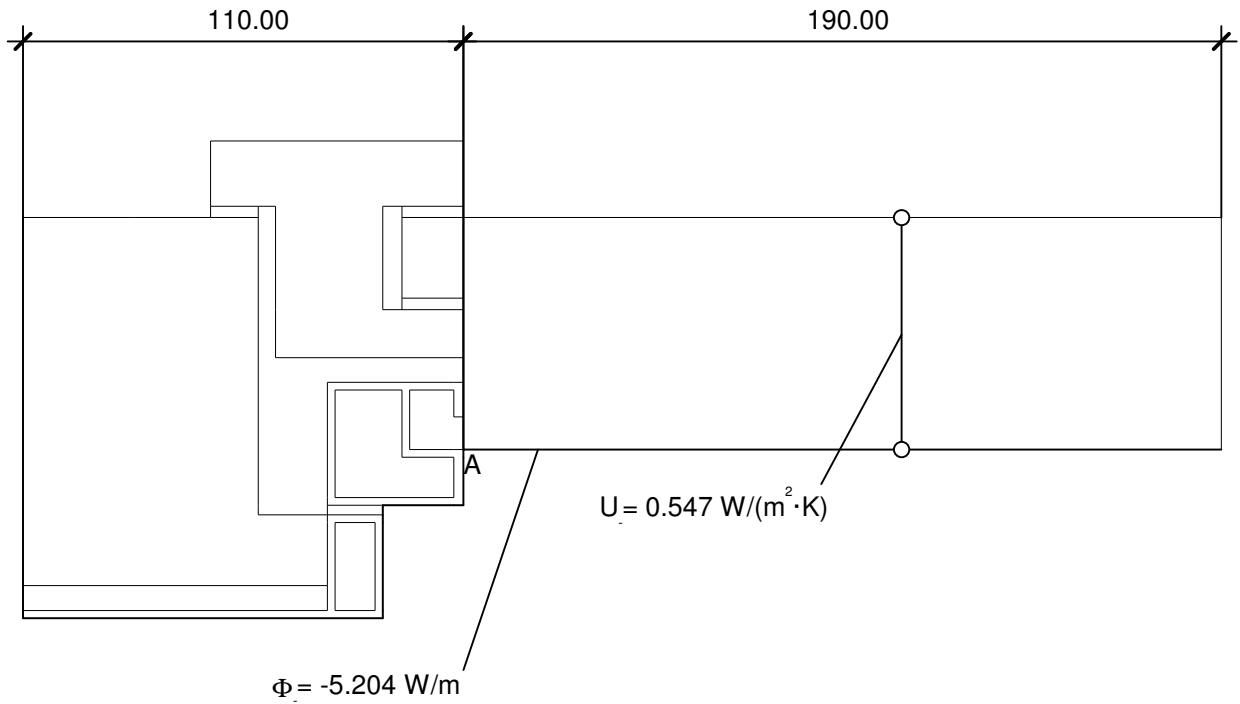


$$U_{fA} = \frac{\frac{\Phi}{\Delta T} - U_p \cdot b_p}{b_f} = \frac{\frac{11.127}{20.000} - 1.031 \cdot 0.190}{0.110} = 3.277 \text{ W}/(\text{m}^2 \cdot \text{K})$$

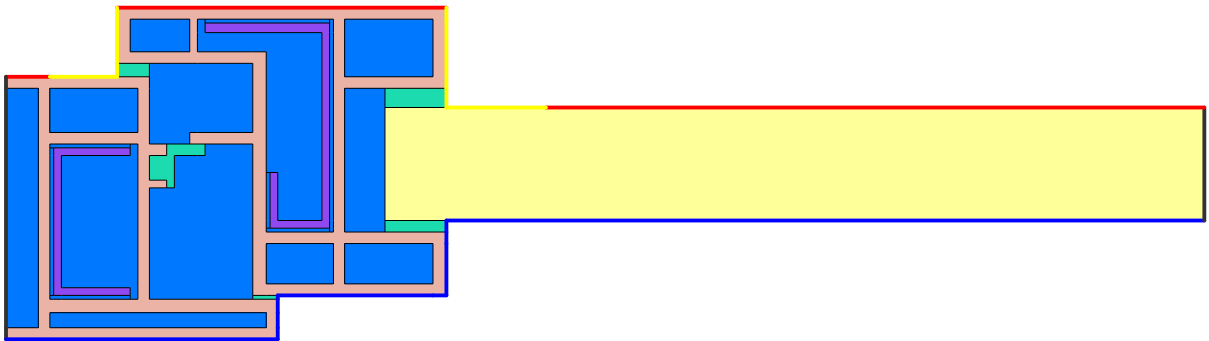


Name	λ [W/(m·K)]
Aluminium (Si alloys)	160.000
EPDM (ethylene propylene diene monomer)	0.250
Panel	0.035
Softwood (typical construction timber)	0.130
Unventilated air cavity, Eps=0.9	Eps=0.9/0.9

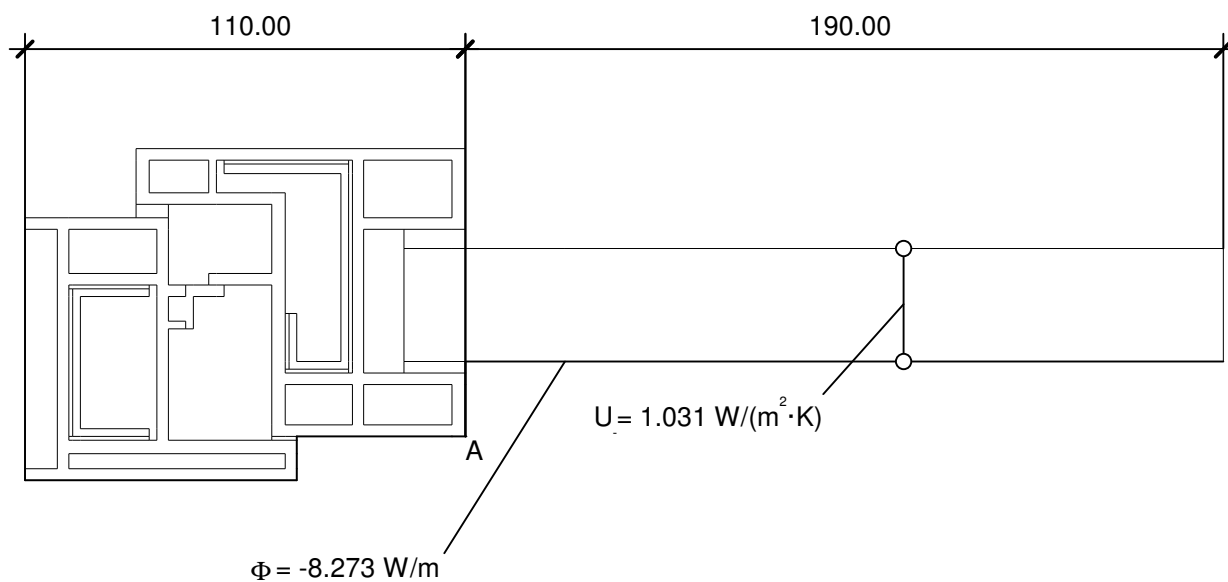
Name	q [W/m ²]	θ [°C]	h [W/(m ² ·K)]	ϵ
Exterior, frame	0.000		25.000	
Interior, frame, normal	20.000		7.692	
Interior, frame, reduced	20.000		5.000	
Symmetry/Model section	0.000			



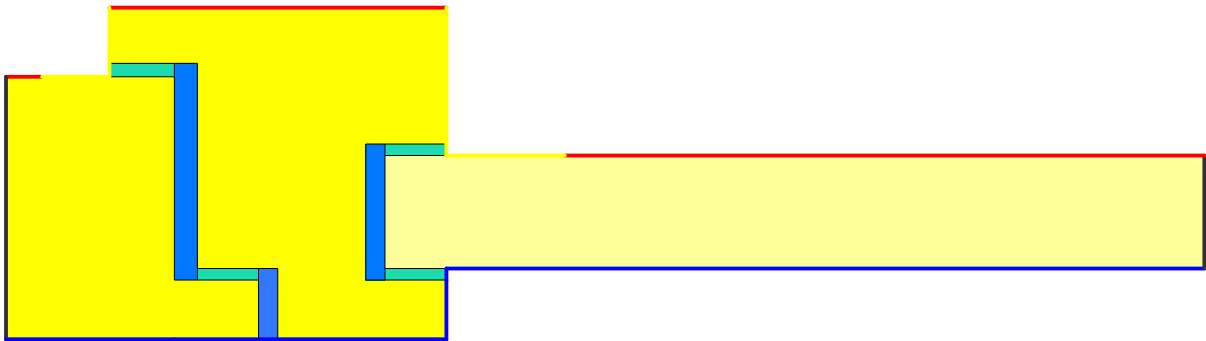
$$U_{fA} = \frac{\frac{\Phi}{\Delta T} - U_p \cdot b_p}{b_f} = \frac{\frac{5.204}{20.000} - 0.547 \cdot 0.190}{0.110} = 1.420 \text{ W}/(\text{m}^2 \cdot \text{K})$$



Name	λ [W/(m·K)]	Name	q [W/m ²]	θ [°C]	h [W/(m ² ·K)]	ϵ
EPDM (ethylene propylene diene monomer)	0.250	Exterior, frame	0.000		25.000	
PVC (polyvinylchloride), rigid	0.170	Interior, frame, normal	20.000		7.692	
Panel	0.035	Interior, frame, reduced	20.000		5.000	
Steel	50.000	Symmetry/Model section	0.000			
Unventilated air cavity, Eps=0.9	Eps=0.9/0.9					

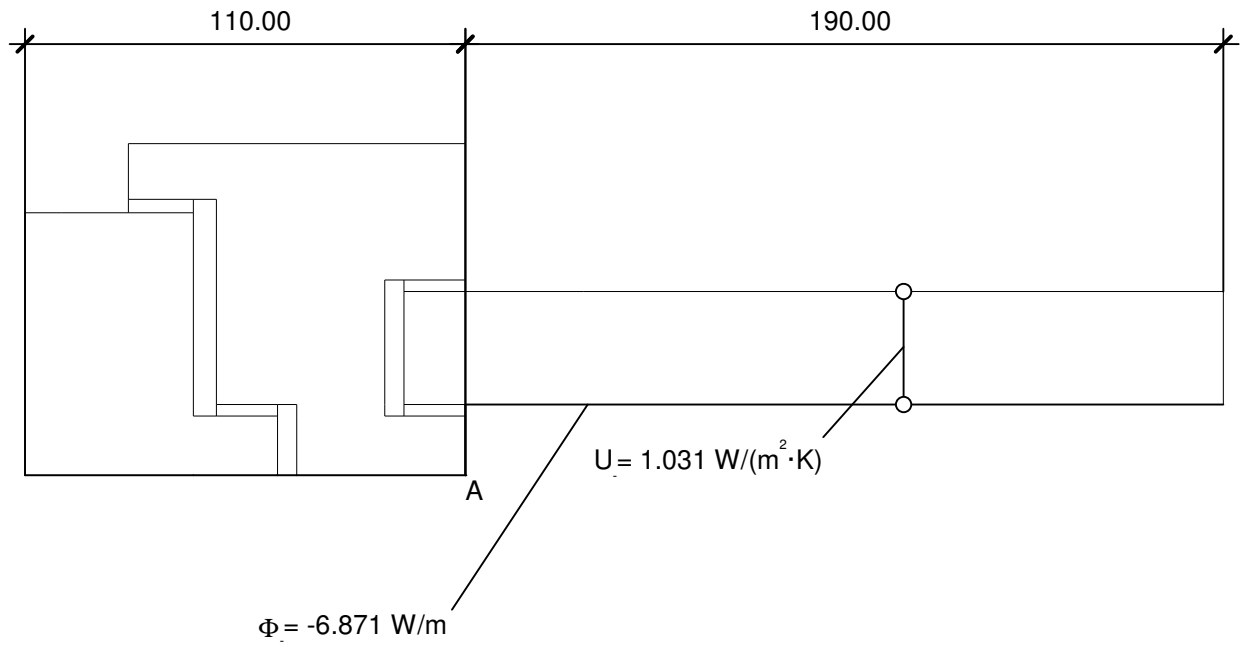


$$U_{fA} = \frac{\frac{\Phi}{\Delta T} - U_p \cdot b_p}{b_f} = \frac{\frac{8.273}{20.000} - 1.031 \cdot 0.190}{0.110} = 1.980 \text{ W}/(\text{m}^2 \cdot \text{K})$$




Name	λ [W/(m·K)]
Belüftete Hohlräume, Eps=0.9	Eps=0.9/0.9
EPDM (Ethylen Propylen Dien Monomer)	0.250
Maske	0.035
Unbelüftete Hohlräume, Eps=0.9	Eps=0.9/0.9
Weich-Holz (typisches Bauholz)	0.130

Name	q [W/m ²]	θ [°C]	h [W/(m ² ·K)]	ϵ
Exterior, frame	0.000		25.000	
Interior, frame, normal	20.000		7.692	
Interior, frame, reduced	20.000		5.000	
Symmetry/Model section	0.000			

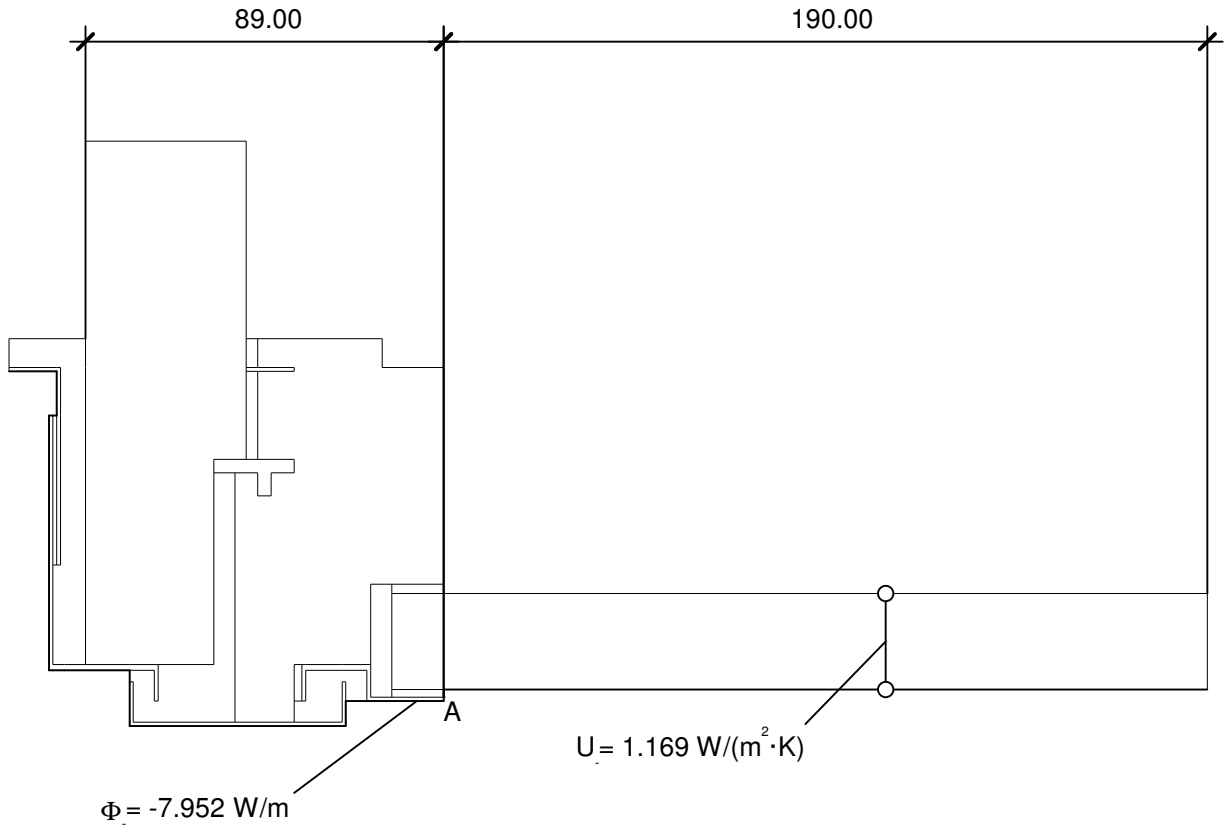


$$U_{fA} = \frac{\frac{\Phi_f}{\Delta T} - U_f \cdot b_p}{b_f} = \frac{\frac{6.871}{20.000} - 1.031 \cdot 0.190}{0.110} = 1.343 \text{ W}/(\text{m}^2 \cdot \text{K})$$




Name	λ [W/(m·K)]
Aluminium (Si alloys)	160.000
EPDM (ethylene propylene diene monomer)	0.250
Panel	0.035
Slightly ventilated air cavity, Eps=0.9	Eps=0.9/0.9
Softwood (typical construction timber)	0.130
Unventilated air cavity, Eps=0.9	Eps=0.9/0.9

Name	q [W/m ²]	θ [°C]	h [W/(m ² ·K)]	ϵ
Exterior, frame	0.000		25.000	
Interior, frame, normal	20.000		7.692	
Interior, frame, reduced	20.000		5.000	
Symmetry/Model section	0.000			

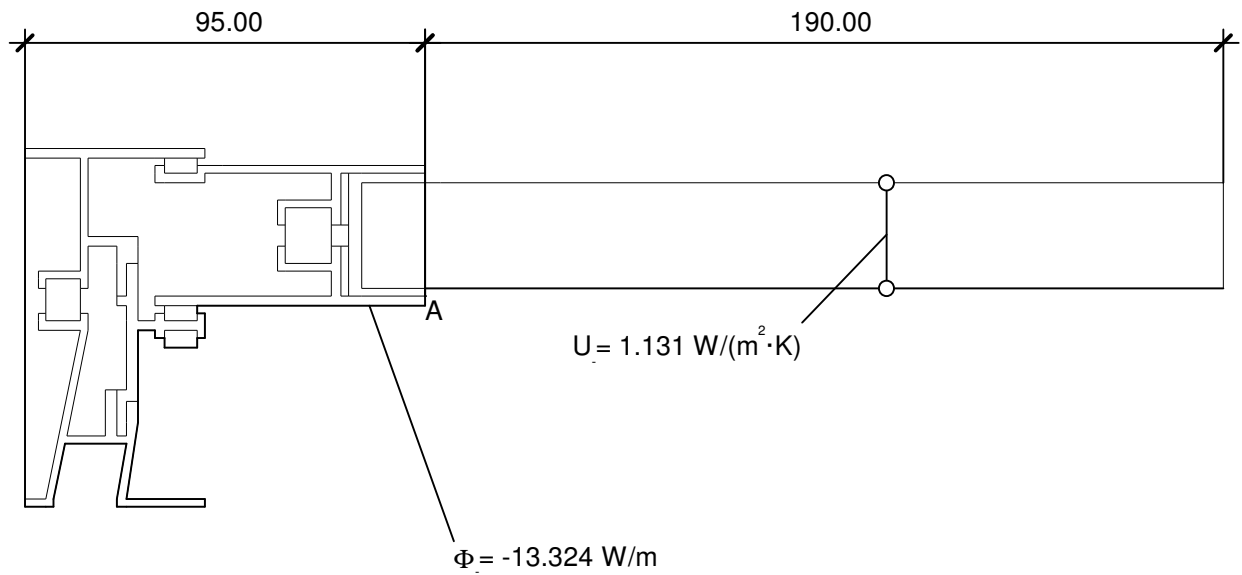


$$U_{fA} = \frac{\frac{\Phi}{\Delta T} - U_p \cdot b_p}{b_f} = \frac{\frac{7.952}{20.000} - 1.169 \cdot 0.190}{0.089} = 1.973 \text{ W/(m}^2 \cdot \text{K)}$$

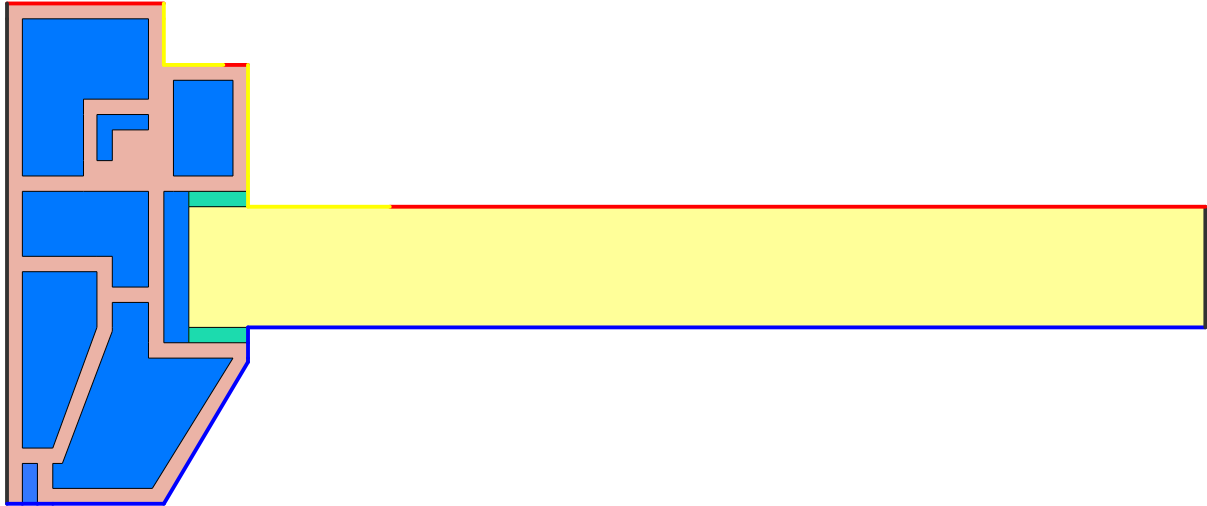


Name	λ [W/(m·K)]
Aluminium (Si alloys)	160.000
EPDM (ethylene propylene diene monomer)	0.250
Mohair (polyester) sweep	0.140
PU (polyurethane), rigid	0.250
Panel	0.035
Polyamid (nylon)	0.250
Unventilated air cavity, Eps=0.9	Eps=0.9/0.9

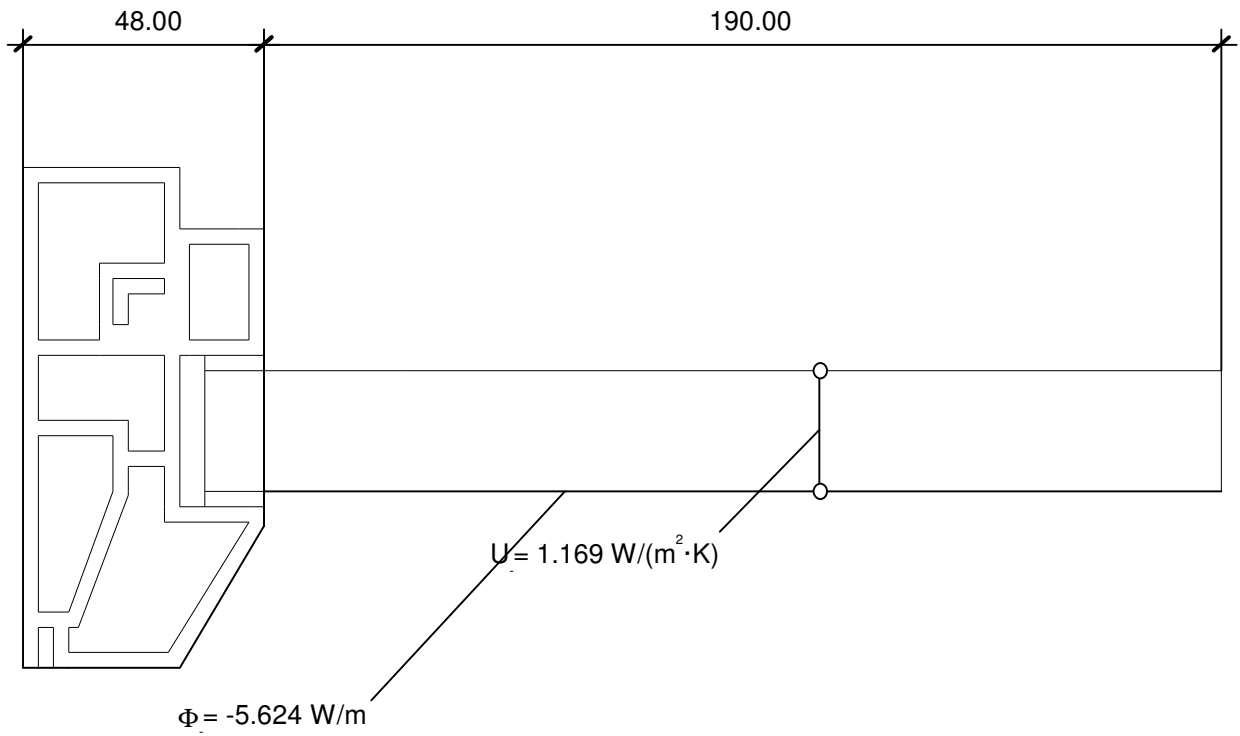
Name	q [W/m ²]	θ [°C]	h [W/(m ² ·K)]	ϵ
Exterior, frame	0.000		25.000	
Interior, frame, normal	20.000		7.692	
Interior, frame, reduced	20.000		5.000	
Symmetry/Model section	0.000			



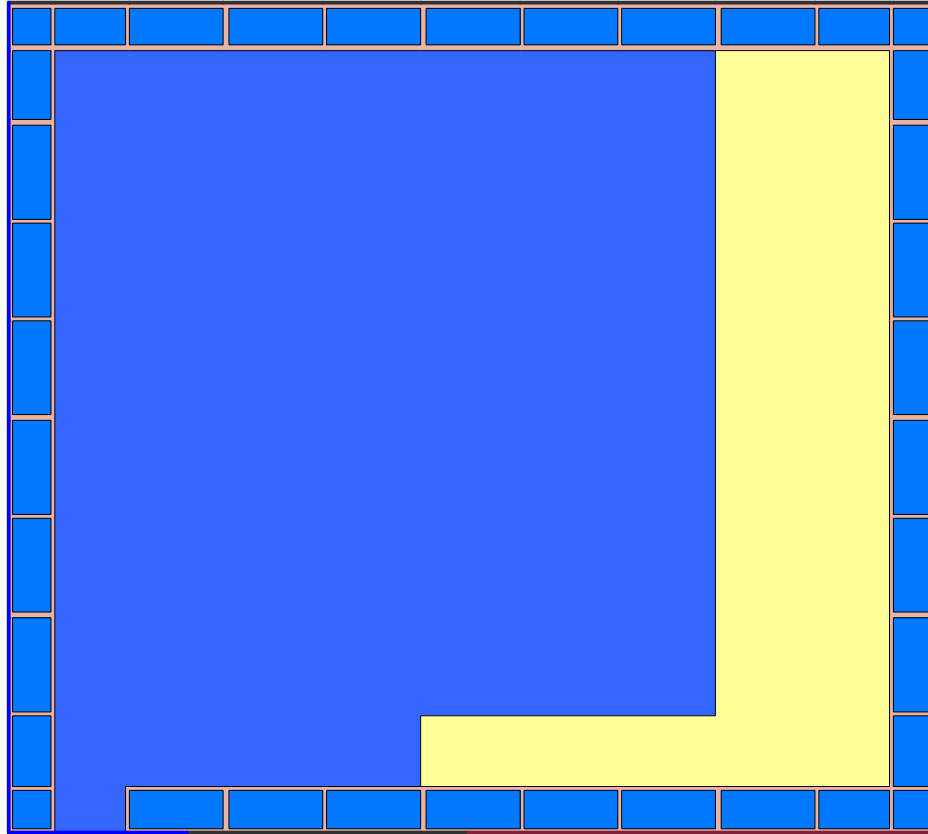
$$U_{fA} = \frac{\frac{\Phi}{\Delta T} - U_p \cdot b_p}{b_f} = \frac{\frac{13.324}{20.000} - 1.131 \cdot 0.190}{0.095} = 4.751 \text{ W}/(\text{m}^2 \cdot \text{K})$$



Name	λ [W/(m·K)]	Name	q [W/m ²]	θ [°C]	h [W/(m ² ·K)]	ϵ
EPDM (ethylene propylene diene monomer)	0.250	Exterior, frame	0.000	25.000		
PVC (polyvinylchloride), rigid	0.170	Interior, frame, normal	20.000	7.692		
Panel	0.035	Interior, frame, reduced	20.000	5.000		
Slightly ventilated air cavity, Eps=0.9	Eps=0.9/0.9	Symmetry/Model section	0.000			
Unventilated air cavity, Eps=0.9	Eps=0.9/0.9					

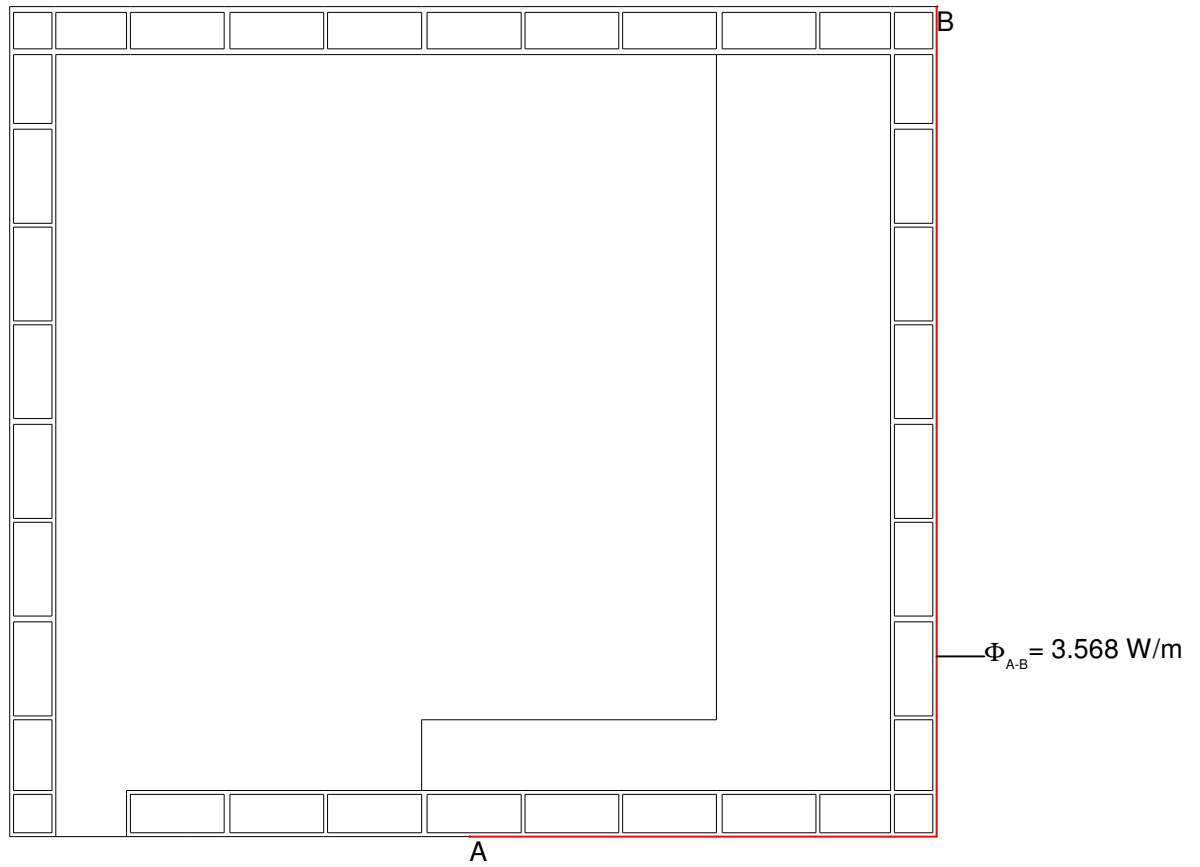


$$U_f = \frac{\frac{\Phi}{\Delta T} - U_p \cdot b_p}{b_f} = \frac{\frac{5.624}{20.000} - 1.169 \cdot 0.190}{0.048} = 1.233 \text{ W}/(\text{m}^2 \cdot \text{K})$$




Name	λ [W/(m·K)]
PVC (polyvinylchloride), rigid	0.170
Panel	0.035
Slightly ventilated air cavity, Eps=0.9	Eps=0.9/0.9
Unventilated air cavity, Eps=0.9	Eps=0.9/0.9

Name	q [W/m ²]	θ [°C]	h [W/(m ² ·K)]	ϵ
Exterior, frame	0.000		25.000	
Interior, normal	20.000		7.692	
Symmetry/Model section	0.000			



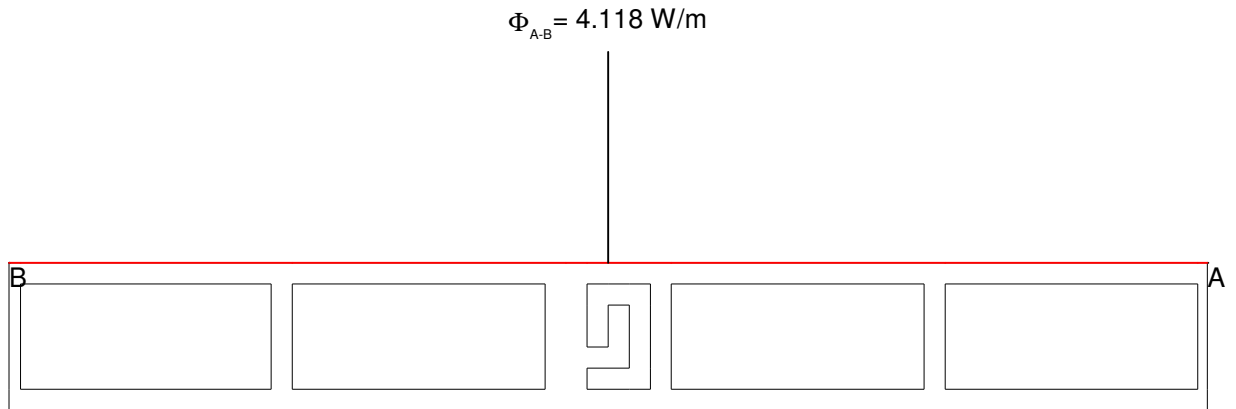
infomind gmbh
 weberstrasse 10
 CH - 8004 zürich
 fon +41 (44) 241 24 86
 fax +41 (44) 241 24 89
 info@infomind.ch
 http://www.infomind.ch

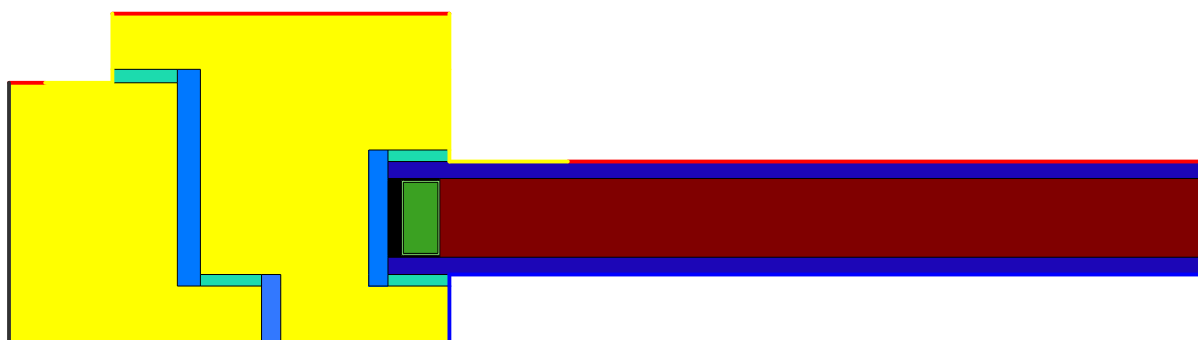


Name	λ [W/(m·K)]
PVC (polyvinylchloride), rigid	0.170
Unventilated air cavity, Eps=0.9	Eps=0.9/0.9

Name	q [W/m ²]	θ [°C]	h [W/(m ² ·K)]	ϵ
Exterior, frame	0.000		25.000	
Interior, normal	20.000		7.692	
Symmetry/Model section	0.000			

infomind gmbh
weberstrasse 10
CH - 8004 zürich
fon +41 (44) 241 24 86
fax +41 (44) 241 24 89
info@infomind.ch
http://www.infomind.ch





Name	λ [W/(m·K)]
Aluminium (Si alloys)	160.000
EPDM (ethylene propylene diene monomer)	0.250
Glasin filling	0.034
Polysulfide (1)	0.400
Silica gel (dessicant) (1)	0.130
Slightly ventilated air cavity, Eps=0.9	Eps=0.9/0.9
Soda lime glass	1.000
Softwood (typical construction timber)	0.130
Unventilated air cavity, Eps=0.9	Eps=0.9/0.9

Name	q [W/m ²]	θ [°C]	h [W/(m ² ·K)]	ϵ
Exterior, frame		0.000	25.000	
Interior, frame, normal		20.000	7.692	
Interior, frame, reduced		20.000	5.000	
Symmetry/Model section	0.000			

